

IFU

Endotracheal Tube

GENERAL INFORMATION

Unless otherwise stated, the reference to “device” stated on this IFU applies to all versions of Endotracheal Tube. The device is not implanted device and dose not incorporate electronic programmable systems or accessories. And no installation required.

DESCRIPTION

The Endotracheal Tube is supplied sterile with a standard 15 mm connector. The tube design incorporates a Magill tip, Murphy tip or SofTip and features a radiopaque line to assist in radio graphic visualization. The tube is inserted into a patient’s trachea through the patient’s nose or mouth in order to ensure that the airway is not closed off and that air is able to reach the lungs. The Endotracheal Tube is regarded as the most reliable available method for protecting a patient’s airway.

Model & Size

Note: For the Product Code, ETT represents the main material of airway tube is PVC, ETTS represents the main material of airway tube is Silicone, ETTHE represents the main material of airway tube is High-Elastic PVC.

Category	Model code	Model Description	Size (ID)
Standard Endotracheal Tube	ETT-P10	Standard, Oral/Nasal uncuffed	2.0 2.5 3.0 3.5 4.0 4.5 5.0 5.5 6.0 6.5 7.0 7.5 8.0 8.5 9.0 9.5 10.0
	ETT-PS10	Standard, Oral/Nasal uncuffed and stylet	2.5 3.0 3.5 4.0 4.5 5.0 5.5 6.0 6.5 7.0 7.5 8.0 8.5 9.0 9.5 10.0
	ETT-MP10	Standard, Magill Tip, Oral/Nasal uncuffed	2.0 2.5 3.0 3.5 4.0 4.5 5.0 5.5 6.0 6.5 7.0 7.5 8.0 8.5 9.0 9.5 10.0
	ETT-MPS10	Standard, Magill Tip, Oral/Nasal uncuffed and stylet	2.5 3.0 3.5 4.0 4.5 5.0 5.5 6.0 6.5 7.0 7.5 8.0 8.5 9.0 9.5 10.0
	ETTHE-P10	Standard, High Elastic PVC tube, Oral/Nasal uncuffed	2.0 2.5 3.0 3.5 4.0 4.5 5.0 5.5 6.0 6.5 7.0 7.5 8.0 8.5 9.0 9.5 10.0
	ETT-YP10	Standard, Oral/Nasal uncuffed (SofTip)	2.0 2.5 3.0 3.5 4.0 4.5 5.0 5.5 6.0 6.5 7.0 7.5 8.0 8.5 9.0 9.5 10.0
Endotracheal Tube Oral Preformed	ETT-K10	Preformed, South Facing, Oral, uncuffed	3.0 3.5 4.0 4.5 5.0 5.5 6.0 6.5 7.0 7.5 8.0 8.5 9.0 9.5 10.0

	ETTHE-K10	Preformed, High Elastic PVC tube, South Facing, Oral uncuffed	3.0 3.5 4.0 4.5 5.0 5.5 6.0 6.5 7.0 7.5 8.0 8.5 9.0 9.5 10.0
Endotracheal Tube Nasal Preformed	ETT-B10	Preformed, North Facing, Nasal uncuffed	3.0 3.5 4.0 4.5 5.0 5.5 6.0 6.5 7.0 7.5 8.0 8.5 9.0 9.5 10.0
	ETTHE-B10	Preformed, High Elastic PVC tube, North Facing, Nasal uncuffed	3.0 3.5 4.0 4.5 5.0 5.5 6.0 6.5 7.0 7.5 8.0 8.5 9.0 9.5 10.0
Endotracheal Tube Reinforced	ETT-J10	Reinforced, Oral/Nasal uncuffed	2.0 2.5 3.0 3.5 4.0 4.5 5.0 5.5 6.0 6.5 7.0 7.5 8.0 8.5 9.0 9.5 10.0
	ETT-JS10	Reinforced, Oral/Nasal uncuffed and stylet	2.5 3.0 3.5 4.0 4.5 5.0 5.5 6.0 6.5 7.0 7.5 8.0 8.5 9.0 9.5 10.0
	ETT-MJ10	Reinforced, Magill Tip, Oral/Nasal uncuffed	2.0 2.5 3.0 3.5 4.0 4.5 5.0 5.5 6.0 6.5 7.0 7.5 8.0 8.5 9.0 9.5 10.0
	ETT-MJS10	Reinforced, Magill Tip, Oral/Nasal uncuffed and stylet	2.5 3.0 3.5 4.0 4.5 5.0 5.5 6.0 6.5 7.0 7.5 8.0 8.5 9.0 9.5 10.0
	ETTHE-J10	Reinforced, High Elastic PVC tube, Oral/Nasal uncuffed	2.0 2.5 3.0 3.5 4.0 4.5 5.0 5.5 6.0 6.5 7.0 7.5 8.0 8.5 9.0 9.5 10.0
Standard Endotracheal Tube	ETT-P22	Standard, Oral/Nasal with HVLP Cuff	2.5 3.0 3.5 4.0 4.5 5.0 5.5 6.0 6.5 7.0 7.5 8.0 8.5 9.0 9.5 10.0
	ETT-PS22	Standard, Oral/Nasal with HVLP Cuff and stylet	2.5 3.0 3.5 4.0 4.5 5.0 5.5 6.0 6.5 7.0 7.5 8.0 8.5 9.0 9.5 10.0
	ETT-MP22	Standard, Magill Tip, Oral/Nasal with HVLP Cuff	2.5 3.0 3.5 4.0 4.5 5.0 5.5 6.0 6.5 7.0 7.5 8.0 8.5 9.0 9.5 10.0
	ETT-MPS22	Standard, Magill Tip, Oral/Nasal with HVLP Cuff and stylet	2.5 3.0 3.5 4.0 4.5 5.0 5.5 6.0 6.5 7.0 7.5 8.0 8.5 9.0 9.5 10.0
	ETT-YP22	Standard, Oral/Nasal with HVLP Cuff (SofTip)	2.5 3.0 3.5 4.0 4.5 5.0 5.5 6.0 6.5 7.0 7.5 8.0 8.5 9.0 9.5 10.0
	ETT-YCP22	Standard, Microlaryngeal tube, Oral/Nasal with HVLP Cuff(SofTip)	4.0 5.0 6.0
	ETT-P32	Standard, Oral/Nasal with AccuCuff™ HVLP cuff	2.5 3.0 3.5 4.0 4.5 5.0 5.5 6.0 6.5 7.0 7.5 8.0 8.5 9.0 9.5 10.0

ETT-PS32	Standard, Oral/Nasal with AccuCuff™ HVLP cuff and stylet	2.5 3.0 3.5 4.0 4.5 5.0 5.5 6.0 6.5 7.0 7.5 8.0 8.5 9.0 9.5 10.0
ETT-MP32	Standard, Magill Tip, Oral/Nasal with AccuCuff™	2.5 3.0 3.5 4.0 4.5 5.0 5.5 6.0 6.5 7.0 7.5 8.0 8.5 9.0 9.5 10.0
ETT-MPS32	Standard, Magill Tip, Oral/Nasal with AccuCuff™ and stylet	2.5 3.0 3.5 4.0 4.5 5.0 5.5 6.0 6.5 7.0 7.5 8.0 8.5 9.0 9.5 10.0
ETT-YP32	Standard, Oral/Nasal with AccuCuff™ HVLP cuff (SofTip)	2.5 3.0 3.5 4.0 4.5 5.0 5.5 6.0 6.5 7.0 7.5 8.0 8.5 9.0 9.5 10.0
ETT-YCP32	Standard, Microlaryngeal tube, Oral/Nasal with AccuCuff™ HVLP cuff (SofTip)	4.0 5.0 6.0
ETT-P42	Standard, Oral/Nasal with HVLP Cuff (PU)	2.5 3.0 3.5 4.0 4.5 5.0 5.5 6.0 6.5 7.0 7.5 8.0 8.5 9.0 9.5 10.0
ETT-PS42	Standard, Oral/Nasal with HVLP Cuff (PU) and stylet	2.5 3.0 3.5 4.0 4.5 5.0 5.5 6.0 6.5 7.0 7.5 8.0 8.5 9.0 9.5 10.0
ETT-MP42	Standard, Magill Tip, Oral/Nasal with HVLP Cuff (PU)	2.5 3.0 3.5 4.0 4.5 5.0 5.5 6.0 6.5 7.0 7.5 8.0 8.5 9.0 9.5 10.0
ETT-MPS42	Standard, Magill Tip, Oral/Nasal with HVLP Cuff (PU) and stylet	2.5 3.0 3.5 4.0 4.5 5.0 5.5 6.0 6.5 7.0 7.5 8.0 8.5 9.0 9.5 10.0
ETT-YP42	Standard, Oral/Nasal with HVLP Cuff (SofTip) (PU)	2.5 3.0 3.5 4.0 4.5 5.0 5.5 6.0 6.5 7.0 7.5 8.0 8.5 9.0 9.5 10.0
ETT-YCP42	Standard, Microlaryngeal tube, Oral/Nasal with HVLP Cuff (SofTip) (PU)	4.0 5.0 6.0
ETT-P52	Standard, Oral/Nasal with AccuCuff™ HVLP cuff (PU)	2.5 3.0 3.5 4.0 4.5 5.0 5.5 6.0 6.5 7.0 7.5 8.0 8.5 9.0 9.5 10.0
ETT-PS52	Standard, Oral/Nasal with AccuCuff™ HVLP cuff (PU) and stylet	2.5 3.0 3.5 4.0 4.5 5.0 5.5 6.0 6.5 7.0 7.5 8.0 8.5 9.0 9.5 10.0
ETT-MP52	Standard, Magill Tip, Oral/Nasal with AccuCuff™ HVLP cuff (PU)	2.5 3.0 3.5 4.0 4.5 5.0 5.5 6.0 6.5 7.0 7.5 8.0 8.5 9.0 9.5 10.0
ETT-MPS52	Standard, Magill Tip, Oral/Nasal with AccuCuff™ HVLP cuff (PU) and stylet	2.5 3.0 3.5 4.0 4.5 5.0 5.5 6.0 6.5 7.0 7.5 8.0 8.5 9.0 9.5 10.0

	ETT-YP52	Standard, Oral/Nasal with AccuCuff™ HVLP cuff (SofTip) (PU)	2.5 3.0 3.5 4.0 4.5 5.0 5.5 6.0 6.5 7.0 7.5 8.0 8.5 9.0 9.5 10.0
	ETT-YCP52	Standard, Microlaryngeal tube, Oral/Nasal with AccuCuff™ HVLP cuff (SofTip) (PU)	4.0 5.0 6.0
	ETT-P62	Standard, Oral/Nasal with HVLP cuff (PU SofThin)	2.5 3.0 3.5 4.0 4.5 5.0 5.5 6.0 6.5 7.0 7.5 8.0 8.5 9.0 9.5 10.0
	ETT-MP62	Standard, Magill Tip, Oral/Nasal with HVLP cuff (PU SofThin)	2.5 3.0 3.5 4.0 4.5 5.0 5.5 6.0 6.5 7.0 7.5 8.0 8.5 9.0 9.5 10.0
	ETT-YP62	Standard, Oral/Nasal with HVLP cuff (PU SofThin) (SofTip)	2.5 3.0 3.5 4.0 4.5 5.0 5.5 6.0 6.5 7.0 7.5 8.0 8.5 9.0 9.5 10.0
	ETT-P72	Standard, Oral/Nasal with AccuCuff™ Frustrum-shaped Cuff (PU)	3.5、4.0、4.5、5.0
	ETT-MP72	Standard, Magill Tip, Oral/Nasal with AccuCuff™ Frustrum-shaped Cuff (PU)	3.5、4.0、4.5、5.0
	ETT-P82	Standard, Oral/Nasal with Frustrum-shaped Cuff (PU)	3.5、4.0、4.5、5.0
	ETT-MP82	Standard, Magill Tip, Oral/Nasal with Frustrum-shaped Cuff (PU)	3.5、4.0、4.5、5.0
	ETT-P92	Standard, Oral/Nasal with AccuCuff™ HVLP cuff (PU SofThin)	2.5 3.0 3.5 4.0 4.5 5.0 5.5 6.0 6.5 7.0 7.5 8.0 8.5 9.0 9.5 10.0
	ETT-MP92	Standard, Magill Tip, Oral/Nasal with AccuCuff™ HVLP cuff (PU SofThin)	2.5 3.0 3.5 4.0 4.5 5.0 5.5 6.0 6.5 7.0 7.5 8.0 8.5 9.0 9.5 10.0
	ETT-YP92	Standard, Oral/Nasal with AccuCuff™ HVLP cuff (PU SofThin) (SofTip)	2.5 3.0 3.5 4.0 4.5 5.0 5.5 6.0 6.5 7.0 7.5 8.0 8.5 9.0 9.5 10.0
	ETTS-P42	Standard, Silicone tube, Oral/Nasal with HVLP Cuff (PU)	2.5 3.0 3.5 4.0 4.5 5.0 5.5 6.0 6.5 7.0 7.5 8.0 8.5 9.0 9.5 10.0
	ETTS-P52	Standard, Silicone tube, Oral/Nasal with AccuCuff™ HVLP cuff (PU)	2.5 3.0 3.5 4.0 4.5 5.0 5.5 6.0 6.5 7.0 7.5 8.0 8.5 9.0 9.5 10.0
	ETTHE-P22	Standard, High Elastic PVC tube, Oral/Nasal with HVLP Cuff	2.5 3.0 3.5 4.0 4.5 5.0 5.5 6.0 6.5 7.0 7.5 8.0 8.5 9.0 9.5 10.0
	ETTHE-P32	Standard, High Elastic PVC tube, Oral/Nasal with AccuCuff™ HVLP cuff	2.5 3.0 3.5 4.0 4.5 5.0 5.5 6.0 6.5 7.0 7.5 8.0 8.5 9.0 9.5 10.0

Endotracheal Tube Oral Preformed	ETT-K22	Preformed, South Facing, Oral with HVLP Cuff	3.0 3.5 4.0 4.5 5.0 5.5 6.0 6.5 7.0 7.5 8.0 8.5 9.0 9.5 10.0
	ETT-K32	Preformed, South Facing, Oral with AccuCuff™ HVLP cuff	3.0 3.5 4.0 4.5 5.0 5.5 6.0 6.5 7.0 7.5 8.0 8.5 9.0 9.5 10.0
	ETT-K42	Preformed, South Facing, Oral with HVLP Cuff (PU)	3.0 3.5 4.0 4.5 5.0 5.5 6.0 6.5 7.0 7.5 8.0 8.5 9.0 9.5 10.0
	ETT-K52	Preformed, South Facing, Oral with AccuCuff™ HVLP cuff (PU)	3.0 3.5 4.0 4.5 5.0 5.5 6.0 6.5 7.0 7.5 8.0 8.5 9.0 9.5 10.0
	ETT-YK22	Preformed, South Facing, Oral with HVLP Cuff (SofTip)	3.0 3.5 4.0 4.5 5.0 5.5 6.0 6.5 7.0 7.5 8.0 8.5 9.0 9.5 10.0
	ETT-YK32	Preformed, South Facing, Oral with AccuCuff™ HVLP cuff (SofTip)	3.0 3.5 4.0 4.5 5.0 5.5 6.0 6.5 7.0 7.5 8.0 8.5 9.0 9.5 10.0
	ETT-YK42	Preformed, South Facing, Oral with HVLP Cuff (SofTip) (PU)	3.0 3.5 4.0 4.5 5.0 5.5 6.0 6.5 7.0 7.5 8.0 8.5 9.0 9.5 10.0
	ETT-YK52	Preformed, South Facing, Oral with AccuCuff™ HVLP cuff (SofTip) (PU)	3.0 3.5 4.0 4.5 5.0 5.5 6.0 6.5 7.0 7.5 8.0 8.5 9.0 9.5 10.0
	ETT-K62	Preformed, South Facing, Oral with HVLP Cuff (PU SofThin)	3.0 3.5 4.0 4.5 5.0 5.5 6.0 6.5 7.0 7.5 8.0 8.5 9.0 9.5 10.0
	ETT-MK62	Preformed, South Facing, Magill Tip, Oral with HVLP Cuff (PU SofThin)	3.0 3.5 4.0 4.5 5.0 5.5 6.0 6.5 7.0 7.5 8.0 8.5 9.0 9.5 10.0
	ETT-YK62	Preformed, South Facing, Oral with HVLP Cuff (PU SofThin) (SofTip)	3.0 3.5 4.0 4.5 5.0 5.5 6.0 6.5 7.0 7.5 8.0 8.5 9.0 9.5 10.0
	ETT-K72	Preformed, South Facing, Oral with AccuCuff™ Frustrum-shaped Cuff (PU)	3.5、4.0、4.5、5.0
	ETT-MK72	Preformed, South Facing, Magill Tip, Oral with AccuCuff™ Frustrum-shaped Cuff (PU)	3.5、4.0、4.5、5.0
	ETT-K82	Preformed, South Facing, Oral with Frustrum-shaped Cuff (PU)	3.5、4.0、4.5、5.0
ETT-MK82	Preformed, South Facing, Magill Tip, Oral with Frustrum-shaped Cuff (PU)	3.5、4.0、4.5、5.0	

	ETT-K92	Preformed, South Facing, Oral with AccuCuff™ HVLP cuff (PU SofThin)	3.0 3.5 4.0 4.5 5.0 5.5 6.0 6.5 7.0 7.5 8.0 8.5 9.0 9.5 10.0
	ETT-MK92	Preformed, South Facing, Magill Tip, Oral with AccuCuff™ HVLP cuff (PU SofThin)	3.0 3.5 4.0 4.5 5.0 5.5 6.0 6.5 7.0 7.5 8.0 8.5 9.0 9.5 10.0
	ETT-YK92	Preformed, South Facing, Oral with AccuCuff™ HVLP cuff (PU SofThin) (SofTip)	3.0 3.5 4.0 4.5 5.0 5.5 6.0 6.5 7.0 7.5 8.0 8.5 9.0 9.5 10.0
	ETTS-K42	Preformed, Silicone tube, South Facing, Oral with HVLP Cuff (PU)	3.0 3.5 4.0 4.5 5.0 5.5 6.0 6.5 7.0 7.5 8.0 8.5 9.0 9.5 10.0
	ETTS-K52	Preformed, Silicone tube, South Facing, Oral with AccuCuff™ HVLP cuff (PU)	3.0 3.5 4.0 4.5 5.0 5.5 6.0 6.5 7.0 7.5 8.0 8.5 9.0 9.5 10.0
	ETTHE-K22	Preformed, High Elastic PVC tube, South Facing, Oral with HVLP Cuff	3.0 3.5 4.0 4.5 5.0 5.5 6.0 6.5 7.0 7.5 8.0 8.5 9.0 9.5 10.0
	ETTHE-K32	Preformed, High Elastic PVC tube, South Facing, Oral with AccuCuff™ HVLP cuff	3.0 3.5 4.0 4.5 5.0 5.5 6.0 6.5 7.0 7.5 8.0 8.5 9.0 9.5 10.0
Endotracheal Tube Nasal Preformed	ETT-B22	Preformed, North Facing, Nasal with HVLP Cuff	3.0 3.5 4.0 4.5 5.0 5.5 6.0 6.5 7.0 7.5 8.0 8.5 9.0 9.5 10.0
	ETT-B32	Preformed, North Facing, Nasal with AccuCuff™ HVLP cuff	3.0 3.5 4.0 4.5 5.0 5.5 6.0 6.5 7.0 7.5 8.0 8.5 9.0 9.5 10.0
	ETT-B42	Preformed, North Facing, Nasal with HVLP Cuff (PU)	3.0 3.5 4.0 4.5 5.0 5.5 6.0 6.5 7.0 7.5 8.0 8.5 9.0 9.5 10.0
	ETT-B52	Preformed, North Facing, Nasal with AccuCuff™ HVLP cuff (PU)	3.0 3.5 4.0 4.5 5.0 5.5 6.0 6.5 7.0 7.5 8.0 8.5 9.0 9.5 10.0
	ETT-YB22	Preformed, North Facing, Nasal with HVLP Cuff (SofTip)	3.0 3.5 4.0 4.5 5.0 5.5 6.0 6.5 7.0 7.5 8.0 8.5 9.0 9.5 10.0
	ETT-YB32	Preformed, North Facing, Nasal with AccuCuff™ HVLP cuff (SofTip)	3.0 3.5 4.0 4.5 5.0 5.5 6.0 6.5 7.0 7.5 8.0 8.5 9.0 9.5 10.0
	ETT-YB42	Preformed, North Facing, Nasal with HVLP Cuff (SofTip) (PU)	3.0 3.5 4.0 4.5 5.0 5.5 6.0 6.5 7.0 7.5 8.0 8.5 9.0 9.5 10.0
	ETT-YB52	Preformed, North Facing, Nasal with AccuCuff™ HVLP cuff (SofTip) (PU)	3.0 3.5 4.0 4.5 5.0 5.5 6.0 6.5 7.0 7.5 8.0 8.5 9.0 9.5

			10.0
	ETT-B62	Preformed, North Facing, Nasal with HVLP Cuff (PU SofThin)	3.0 3.5 4.0 4.5 5.0 5.5 6.0 6.5 7.0 7.5 8.0 8.5 9.0 9.5 10.0
	ETT-YB62	Preformed, North Facing, Nasal with HVLP Cuff (PU SofThin) (SofTip)	3.0 3.5 4.0 4.5 5.0 5.5 6.0 6.5 7.0 7.5 8.0 8.5 9.0 9.5 10.0
	ETT-MB62	Preformed, North Facing, Magill Tip, Nasal with HVLP Cuff (PU SofThin)	3.0 3.5 4.0 4.5 5.0 5.5 6.0 6.5 7.0 7.5 8.0 8.5 9.0 9.5 10.0
	ETT-B72	Preformed, Nouth Facing, Nasal with AccuCuff™ Frustrum-shaped Cuff (PU)	3.5、4.0、4.5、5.0
	ETT-MB72	Preformed, Nouth Facing, Magill Tip, Nasal with AccuCuff™ Frustrum-shaped Cuff (PU)	3.5、4.0、4.5、5.0
	ETT-B82	Preformed, North Facing, Nasal with Frustrum-shaped Cuff (PU)	3.5、4.0、4.5、5.0
	ETT-MB82	Preformed, North Facing, Magill Tip, Nasal with Frustrum-shaped Cuff (PU)	3.5、4.0、4.5、5.0
	ETT-B92	Preformed, North Facing, Nasal with AccuCuff™ HVLP cuff (PU SofThin)	3.0 3.5 4.0 4.5 5.0 5.5 6.0 6.5 7.0 7.5 8.0 8.5 9.0 9.5 10.0
	ETT-MB92	Preformed, North Facing, Magill Tip, Nasal with AccuCuf™ HVLP cuff (PU SofThin)	3.0 3.5 4.0 4.5 5.0 5.5 6.0 6.5 7.0 7.5 8.0 8.5 9.0 9.5 10.0
	ETT-YB92	Preformed, North Facing, Nasal with AccuCuff™ HVLP cuff (PU SofThin) (SofTip)	3.0 3.5 4.0 4.5 5.0 5.5 6.0 6.5 7.0 7.5 8.0 8.5 9.0 9.5 10.0
	ETTS-B42	Preformed, Silicone tube, North Facing, Nasal with HVLP Cuff (PU)	3.0 3.5 4.0 4.5 5.0 5.5 6.0 6.5 7.0 7.5 8.0 8.5 9.0 9.5 10.0
	ETTS-B52	Preformed, Silicone tube, North Facing, Nasal with AccuCuff™ HVLP cuff (PU)	3.0 3.5 4.0 4.5 5.0 5.5 6.0 6.5 7.0 7.5 8.0 8.5 9.0 9.5 10.0
	ETTHE-B22	Preformed, High Elastic PVC tube, North Facing, Nasal with HVLP Cuff	3.0 3.5 4.0 4.5 5.0 5.5 6.0 6.5 7.0 7.5 8.0 8.5 9.0 9.5 10.0
	ETTHE-B32	Preformed, High Elastic PVC tube, North Facing, Nasal with AccuCuff™ HVLP cuff	3.0 3.5 4.0 4.5 5.0 5.5 6.0 6.5 7.0 7.5 8.0 8.5 9.0 9.5 10.0
Endotracheal Tube Reinforced	ETT-J22	Reinforced, Oral/Nasal with HVLP Cuff	2.5 3.0 3.5 4.0 4.5 5.0 5.5 6.0 6.5 7.0 7.5 8.0 8.5 9.0

			9.5 10.0
ETT-JS22	Reinforced,Murphy Tip, Oral/Nasal with HVLP Cuff and stylet	2.5 3.0 3.5 4.0 4.5 5.0 5.5 6.0 6.5 7.0 7.5 8.0 8.5 9.0 9.5 10.0	
ETT-MJ22	Reinforced,Magill Tip, Oral/Nasal with HVLP Cuff	2.5 3.0 3.5 4.0 4.5 5.0 5.5 6.0 6.5 7.0 7.5 8.0 8.5 9.0 9.5 10.0	
ETT-MJS22	Reinforced,Magill Tip, Oral/Nasal with HVLP Cuff and stylet	2.5 3.0 3.5 4.0 4.5 5.0 5.5 6.0 6.5 7.0 7.5 8.0 8.5 9.0 9.5 10.0	
ETT-YJ22	Reinforced, Oral/Nasal with HVLP Cuff (SofTip)	2.5 3.0 3.5 4.0 4.5 5.0 5.5 6.0 6.5 7.0 7.5 8.0 8.5 9.0 9.5 10.0	
ETT-J32	Reinforced, Oral/Nasal with AccuCuff™ HVLP cuff	2.5 3.0 3.5 4.0 4.5 5.0 5.5 6.0 6.5 7.0 7.5 8.0 8.5 9.0 9.5 10.0	
ETT-JS32	Reinforced,Murphy Tip, Oral/Nasal with AccuCuff™ and stylet	2.5 3.0 3.5 4.0 4.5 5.0 5.5 6.0 6.5 7.0 7.5 8.0 8.5 9.0 9.5 10.0	
ETT-MJ32	Reinforced,Magill Tip, Oral/Nasal with AccuCuff™	2.5 3.0 3.5 4.0 4.5 5.0 5.5 6.0 6.5 7.0 7.5 8.0 8.5 9.0 9.5 10.0	
ETT-MJS32	Reinforced,Magill Tip, Oral/Nasal with AccuCuff™ and stylet	2.5 3.0 3.5 4.0 4.5 5.0 5.5 6.0 6.5 7.0 7.5 8.0 8.5 9.0 9.5 10.0	
ETT-YJ32	Reinforced, Oral/Nasal with AccuCuff™ HVLP cuff (SofTip)	2.5 3.0 3.5 4.0 4.5 5.0 5.5 6.0 6.5 7.0 7.5 8.0 8.5 9.0 9.5 10.0	
ETT-J42	Reinforced, Oral/Nasal with HVLP Cuff (PU)	2.5 3.0 3.5 4.0 4.5 5.0 5.5 6.0 6.5 7.0 7.5 8.0 8.5 9.0 9.5 10.0	
ETT-JS42	Reinforced, Oral/Nasal with HVLP Cuff (PU) and stylet	2.5 3.0 3.5 4.0 4.5 5.0 5.5 6.0 6.5 7.0 7.5 8.0 8.5 9.0 9.5 10.0	
ETT-MJ42	Reinforced, Magill Tip, Oral/Nasal with HVLP Cuff (PU)	2.5 3.0 3.5 4.0 4.5 5.0 5.5 6.0 6.5 7.0 7.5 8.0 8.5 9.0 9.5 10.0	
ETT-MJS42	Reinforced, Magill Tip, Oral/Nasal with HVLP Cuff (PU) and stylet	2.5 3.0 3.5 4.0 4.5 5.0 5.5 6.0 6.5 7.0 7.5 8.0 8.5 9.0 9.5 10.0	
ETT-YJ42	Reinforced, Oral/Nasal with HVLP Cuff (SofTip) (PU)	2.5 3.0 3.5 4.0 4.5 5.0 5.5 6.0 6.5 7.0 7.5 8.0 8.5 9.0 9.5 10.0	

ETT-J52	Reinforced, Oral/Nasal with AccuCuff™ HVLP cuff (PU)	2.5 3.0 3.5 4.0 4.5 5.0 5.5 6.0 6.5 7.0 7.5 8.0 8.5 9.0 9.5 10.0
ETT-JS52	Reinforced, Oral/Nasal with AccuCuff™ HVLP cuff (PU) and stylet	2.5 3.0 3.5 4.0 4.5 5.0 5.5 6.0 6.5 7.0 7.5 8.0 8.5 9.0 9.5 10.0
ETT-MJ52	Reinforced, Magill Tip, Oral/Nasal with AccuCuff™ HVLP cuff (PU)	2.5 3.0 3.5 4.0 4.5 5.0 5.5 6.0 6.5 7.0 7.5 8.0 8.5 9.0 9.5 10.0
ETT-MJS52	Reinforced, Magill Tip, Oral/Nasal with AccuCuff™ HVLP cuff (PU) and stylet	2.5 3.0 3.5 4.0 4.5 5.0 5.5 6.0 6.5 7.0 7.5 8.0 8.5 9.0 9.5 10.0
ETT-YJ52	Reinforced, Oral/Nasal with AccuCuff™ HVLP cuff (SofTip) (PU)	2.5 3.0 3.5 4.0 4.5 5.0 5.5 6.0 6.5 7.0 7.5 8.0 8.5 9.0 9.5 10.0
ETT-J62	Reinforced, Oral/Nasal with HVLP Cuff (PU SofThin)	2.5 3.0 3.5 4.0 4.5 5.0 5.5 6.0 6.5 7.0 7.5 8.0 8.5 9.0 9.5 10.0
ETT-MJ62	Reinforced, Magill Tip, Oral/Nasal with HVLP Cuff (PU SofThin)	2.5 3.0 3.5 4.0 4.5 5.0 5.5 6.0 6.5 7.0 7.5 8.0 8.5 9.0 9.5 10.0
ETT-YJ62	Reinforced, Oral/Nasal with HVLP Cuff (PU SofThin) (SofTip)	2.5 3.0 3.5 4.0 4.5 5.0 5.5 6.0 6.5 7.0 7.5 8.0 8.5 9.0 9.5 10.0
ETT-J72	Reinforced, Oral/Nasal with AccuCuff™ Frustrum-shaped Cuff (PU)	3.5、4.0、4.5、5.0
ETT-MJ72	Reinforced, Magill Tip, Oral/Nasal with AccuCuff™ Frustrum-shaped Cuff (PU)	3.5、4.0、4.5、5.0
ETT-J82	Reinforced, Oral/Nasal with Frustrum-shaped Cuff (PU)	3.5、4.0、4.5、5.0
ETT-MJ82	Reinforced, Magill Tip, Oral/Nasal with Frustrum-shaped Cuff (PU)	3.5、4.0、4.5、5.0
ETT-J92	Reinforced, Oral/Nasal with AccuCuff™ HVLP cuff (PU SofThin)	2.5 3.0 3.5 4.0 4.5 5.0 5.5 6.0 6.5 7.0 7.5 8.0 8.5 9.0 9.5 10.0
ETT-MJ92	Reinforced, Magill Tip, Oral/Nasal with AccuCuff™ HVLP cuff (PU SofThin)	2.5 3.0 3.5 4.0 4.5 5.0 5.5 6.0 6.5 7.0 7.5 8.0 8.5 9.0 9.5 10.0
ETT-YJ92	Reinforced, Oral/Nasal with AccuCuff™ HVLP cuff (PU SofThin) (SofTip)	2.5 3.0 3.5 4.0 4.5 5.0 5.5 6.0 6.5 7.0 7.5 8.0 8.5 9.0 9.5 10.0
ETTS-J42	Reinforced, Silicone tube, Oral/Nasal with HVLP Cuff (PU)	2.5 3.0 3.5 4.0 4.5 5.0 5.5 6.0 6.5 7.0 7.5 8.0 8.5 9.0

			9.5 10.0
	ETTS-J52	Reinforced, Silicone tube, Oral/Nasal with AccuCuff™ HVLP cuff (PU)	2.5 3.0 3.5 4.0 4.5 5.0 5.5 6.0 6.5 7.0 7.5 8.0 8.5 9.0 9.5 10.0
	ETTHE-J22	Reinforced, High Elastic PVC tube, Oral/Nasal with HVLP Cuff	2.5 3.0 3.5 4.0 4.5 5.0 5.5 6.0 6.5 7.0 7.5 8.0 8.5 9.0 9.5 10.0
	ETTHE-J32	Reinforced, High Elastic PVC tube, Oral/Nasal with AccuCuff™ HVLP cuff	2.5 3.0 3.5 4.0 4.5 5.0 5.5 6.0 6.5 7.0 7.5 8.0 8.5 9.0 9.5 10.0
VPR Tube	ETT-X22	Ventilatory Pneumonia Reduction Tube Oral with HVLP cuff	6.0 6.5 7.0 7.5 8.0 8.5 9.0
	ETT-X32	Ventilatory Pneumonia Reduction Tube Oral with AccuCuff™ HVLP cuff	6.0 6.5 7.0 7.5 8.0 8.5 9.0
	ETT-X42	Ventilatory Pneumonia Reduction Tube Oral with HVLP cuff(PU)	6.0 6.5 7.0 7.5 8.0 8.5 9.0
	ETT-X52	Ventilatory Pneumonia Reduction Tube Oral with AccuCuff™ HVLP cuff (PU)	6.0 6.5 7.0 7.5 8.0 8.5 9.0
	ETT-YX22	Ventilatory Pneumonia Reduction Tube Oral with HVLP cuff (SofTip)	6.0 6.5 7.0 7.5 8.0 8.5 9.0
	ETT-YX32	Ventilatory Pneumonia Reduction Tube Oral with AccuCuff™ HVLP cuff (SofTip)	6.0 6.5 7.0 7.5 8.0 8.5 9.0
	ETT-YX42	Ventilatory Pneumonia Reduction Tube Oral with HVLP cuff (SofTip) (PU)	6.0 6.5 7.0 7.5 8.0 8.5 9.0
	ETT-YX52	Ventilatory Pneumonia Reduction Tube Oral with AccuCuff™ HVLP cuff (SofTip) (PU)	6.0 6.5 7.0 7.5 8.0 8.5 9.0
	ETT-X62	Ventilatory Pneumonia Reduction Tube Oral with HVLP cuff(PU SofThin)	6.0 6.5 7.0 7.5 8.0 8.5 9.0
	ETT-MX62	Ventilatory Pneumonia Reduction Tube Oral with HVLP, Magil Tip, (PU SofThin)	6.0 6.5 7.0 7.5 8.0 8.5 9.0
	ETT-YX62	Ventilatory Pneumonia Reduction Tube Oral with HVLP cuff (PU SofThin) (SofTip)	6.0 6.5 7.0 7.5 8.0 8.5 9.0
	ETT-X92	Ventilatory Pneumonia Reduction Tube Oral with AccuCuff™ HVLP cuff(PU SofThin)	6.0 6.5 7.0 7.5 8.0 8.5 9.0
	ETT-MX92	Ventilatory Pneumonia Reduction Tube Oral with AccuCuff™ HVLP, Magil Tip, (PU SofThin)	6.0 6.5 7.0 7.5 8.0 8.5 9.0
	ETT-YX92	Ventilatory Pneumonia Reduction Tube Oral with AccuCuff™ HVLP cuff (PU SofThin) (SofTip)	6.0 6.5 7.0 7.5 8.0 8.5 9.0
	ETTS-X42	Ventilatory Pneumonia Reduction Silicone Tube Oral with HVLP cuff(PU)	6.0 6.5 7.0 7.5 8.0 8.5 9.0

	ETTS-X52	Ventilatory Pneumonia Reduction Silicone Tube Oral with AccuCuff™ HVLP cuff (PU)	6.0 6.5 7.0 7.5 8.0 8.5 9.0
	ETTHE-X22	Ventilatory Pneumonia Reduction High Elastic PVC Tube Oral with HVLP cuff	6.0 6.5 7.0 7.5 8.0 8.5 9.0
	ETTHE-X32	Ventilatory Pneumonia Reduction High Elastic PVC Tube Oral with AccuCuff™ HVLP cuff	6.0 6.5 7.0 7.5 8.0 8.5 9.0
PAT Tube	60060~60090	Adult, Standard, Oral/Nasal	6.0 6.5 7.0 7.5 8.0 8.5 9.0
	50060~50090	Adult, Preformed, South Facing, Oral	6.0 6.5 7.0 7.5 8.0 8.5 9.0
	20060~20075	Adult, Preformed, North Facing, Nasal	6.0 6.5 7.0 7.5
	30045~30050	Paediatric, Reinforced, Oral, Uncuffed	4.5 5.0
	30055	Adult, Reinforced, Oral, Uncuffed	5.5
	40045~40050	Paediatric, Reinforced, Oral, Cuffed	4.5 5.0 5.5
	10055~10090	Adult, Reinforced, Oral/Nasal	6.0 6.5 7.0 7.5 8.0 8.5 9.0
V Cuff	ETT-V Cuff	Non-inflatable adaptive Endotracheal Tube	6.0 7.0 7.5 8.0 8.5 9.0

INTENDED USE

It is used to establish artificial airway in clinical anesthesia or first aid.

PATIENT POPULATIONS

Neonates, children, adolescents and adults.

INTENDED USERS

Medical professionals such as doctors and clinical nurses.

INDICATIONS

- All kinds of general anesthesia surgery;
- Prevention and treatment of aspiration or airway obstruction, such as increased intra-abdominal pressure, frequent vomiting, neck tumors, airway compression, extreme obesity, etc;
- Respiratory insufficiency, who needs to be put on artificial ventilator;
- Cardiac arrest, advanced life support.

CONTRAINDICATIONS

- Do not use the product if the patient is allergic to the materials (PVC, polyurethane);
- Patients who are suffering from the serious throat oedema/inflammation, hemorrhage or neck vertebra trauma are not recommended to use Endotracheal Tube;

- c. Patients with hemorrhagic blood diseases (such as hemophilia, thrombocytopenic purpura, etc.) and aortic aneurysm compression trachea should be used with caution;
- d. Patients with skull base fracture, nasal bone fracture, nasal polyp, nasopharyngeal hemangioma, or history of repeated nasal bleeding should not be treated with Endotracheal Tube Nasal Preformed.
- e. Do not use the Reinforced Endotracheal tube during MRI scan.
- f. It is forbidden to use this product in laser surgery.

COMPLICATONS/ ADVERSE EFFECTS

The literature and scientific research describe various adverse reactions resulting from conventional endotracheal tubes. For more information, review the current published literature. The order of the following list does not imply an order of severity or frequency, nor are they limited to those described below:

Cough, dysphonia, aphonia, sore throat, stridor, vocal cord congestion, vocal cord paralysis, vocal cord granulomas and ulcerations, vocal cord synechia, glottic oedema, laryngeal obstruction and ulcers, endobronchial aspiration respiratory tract infections, pneumonia associated with mechanical ventilation, acute pulmonary oedema, epistaxis, laryngeal and tracheal stenosis, arytenoid cartilage abrasion, arytenoid dislocation, Scarring phenomena, dense or diffuse fibrosis, perforation of the esophagus and trachea, ulcerations, pneumothorax, respiratory obstruction, retrobulbar hemorrhage, submucosal hemorrhage, ulceration of the lips, mouth and pharynx, dental trauma.

COMBINATIONS

Devices used in operation, such as syringe, laryngoscope, stylet and gloves.

Devices used during ventilating: a ventilator (to provide oxygen to the patient and detect various parameters of the breathing process), and a disposable sputum suction tube (to suck sputum to the patient to prevent blockage of the Endotracheal Tube).

CONTAINED SUBSTANCE AND CONSTITUENT SUBSTANCE

- a) The device dose not contain medicinal substance, tissues or cells, their derivatives, of human origin, or tissues or cells of animal origin, or their derivatives as referred to in Regulation (EU) No 722/2012.
- b) Where devices, parts thereof or materials used therein dose not include medicinal substance and biological material or include substances which are carcinogenic, mutagenic or toxic to reproduction or substances having endocrine-disrupting properties for which there is scientific evidence of probable serious effects to human health.
- c) The devices are not composed of substances or of combinations of substances that are intended to be

introduced into the human body via a body orifice or applied to the skin and that are absorbed by or locally dispersed in the human body

SERIOUS INCIDENT

Any serious incident that has occurred in relation to the device should be reported to the manufacturer and the competent authority of the Member State in which the user and/or patient is established.

WARNING/PRECAUTIONS

- a. Sterile product. Sterilized by Ethylene Oxide.
- b. Single Use Only, and do not re-sterilize.
- c. Do not use if the outer container is damaged or its hermetic seal is altered
- d. After use, the product should be completely scrapped and put into the disposable product waste designated by the hospital for disposal device in accordance with local laws and regulations.
- e. The Disposable Endotracheal Tubes (VPR Tube and V Cuff) are suitable for adults. Clinicians should choose the appropriate sizes of the endotracheal tube according to the patient's age, gender and other specific conditions.
- f. It is suitable for adult and pediatric patients. Clinicians should select appropriate sizes of the Endotracheal Tube according to the patient's age, gender and other specific conditions.
- g. When inflating and deflating the Endotracheal Tube (PAT Tube), attention should be paid to distinguish the throat filled cuff pressure indicator (green) and the cuff pressure indicator.
- h. If you have any adverse reactions such as allergies, please contact the doctor in time.
- i. The indwelling time of the human body through oral intubation should not exceed 72 hours, and the indwelling time of human body through nasal intubation should not exceed 7 days. For cuffed products, monitor the cuff pressure every 1 hour.
- j. This product can only be operated by professionally trained doctors and clinical nurses, and the instructions should be read carefully before use.
- k. It is used by physicians in respiratory department, anesthesiology department, emergency department

and intensive care unit (ICU) in medical institutions to establish artificial airway.

l. Use appropriate deep anesthesia and bite block to prevent occlusions that may result in ventilation failure or Endotracheal Tube broken, which may led to the injure of airway mucous membrane damage or airway blockage.

m. Non-routine deflating or adjusting the air bag pressure can be carried out according to the condition to prevent the air bag from pressing the endotracheal wall for a long time and causing mucous membrane injury.

n. It is recommended to use the pediatric sizes with a stylet.

o. Do not use the Reinforced Endotracheal tube or Endotrachel tube with check valve during MRI scan. (Note: Endotracheal tube with reinforced spring can produce displacement, artifact, heat generation, and magnetic torsion forces under MRI, which can be life-threatening in severe cases).

p. Syringes, 3-way stopcocks or other lure tip devices should not be left inserted in the pressure indicator or check valve for extended periods of time for the resulting stress could crack the valve housing and allow the cuff to deflate.

q. Make sure the blue mark of the cuff is placed on the vocal cords and the cuff is fully compressed by pulling the syringe pocket completely to prevent trauma to the airways before intubation of Endotracheal tube(V Cuff).

r. Do not inflate the cuff. The cuff will naturally adapt to the patient's anatomy once the Robert clamp is opened when using the Endotracheal tube(V Cuff)

s. Once the cuff (V Cuff) has been intubated and expanded, it should be avoided to reposition or move the cuff

t. Before removing the Endotracheal tube(V Cuff), ensure complete compression of the cuff by pulling the syringe plunger fully to prevent trauma to the airways

u. Do not use a laser near this airway as this may cause combustion and injury. (Note: Contact of the beam or electrode with the endotracheal tube, especially in the presence of oxygen-enriched or nitrous oxide containing mixtures could result in the rapid combustion of the tube with harmful thermal effects

and with emission of corrosive and toxic combustion products including hydrochloric acid (HCl).)

PRE-USE CHECKS:

Do not use this product unless these checks are completely qualified.

- a. Check the expiration date. Products exceeding expiration date, packaging damage, air leakage or packaging containing foreign matter are strictly prohibited to use.
- b. Before the use of the Endotracheal Tube (VPR Tube), test the suction tube to ensure that the suction cavity is unobstructed.
- c. When using cuffed products, try filling the cuff and the throat filled cuff (if any) prior to insert. It is strictly forbidden to use if there is air leakage.

Note: Deflating the cuff (V Cuff) prior to insert.

- d. Verify the correct state of the cuff (V Cuff) by compressing the viscoelastic material with a syringe
- e. If the pre-use check failure, do not use but return to supplier for inspection.

DIRECTION FOR USE

Tianjin Medis Medical Device Co., Ltd. endotracheal tubes available in a wide range of sizes and configurations. As this instruction insert applies to a number of products, it is important to read the entire insert to familiarize yourself with all the necessary steps for correct and safe usage.

These directions are general guidelines intended for use by qualified medical personnel. Any instructions, indications and contraindications given are not exhaustive and it is the clinician's responsibility to ensure the safe, correct use of this product.

Endotracheal tube (Standard Endotracheal Tube, Endotracheal Tube Oral Preformed, Endotracheal Tube Nasal Preformed, Endotracheal Tube Reinforced)

Standard Endotracheal Tube, Endotracheal Tube Reinforced can be used both in nasal intubation and oral intubation. Endotracheal Tube Oral Preformed is only for oral intubation; the Endotracheal Tube Nasal Preformed is only for nasal intubation.

- a) Tear off the small package of the endotracheal tube and take out the endotracheal tube.
- b) Try filling the cuff (if any) and observe whether there is leakage.
- c) Deflate the cuff (if any) fully to make the cuff is tightly flattened and close to the tube wall. Then insert the endotracheal tube from the oral cavity or nasal cavity (see the symbol of the tube) . Ask an assistant to help pull out the stylet (if any).(Note: If necessary an appropriate amount of water-based lubricant can be applied to the outer side of the endotracheal tube . And the lubricant can not block

the lumen of tube, which can cause the decrease the volume of mechanical ventilation and, in severe cases, endanger the patient's life; during insertion, the user should avoid the cuff being broken by foreign bodies, the Endotracheal Tube with a broken cuff may result in tube dislocation and VAP.)

- d) Use a syringe to inflate the cuff through the check valve (if any) or the cuff pressure indicator (if any). When inflating the cuff which connected with a check valve (if any) with the minimum necessary filling volume. When inflating the cuff which is connected with a cuff pressure indicator (if any), keep the black line within the green safety zone.

Note: When using a syringe to inflate the cuff pressure indicator, put the syringe forward and rotate 90° to the right.

- e) Use chest X-ray to observe the exact insert position of the tube.
f) Fully deflated the cuff prior to withdraw the tube.

Endotracheal tube(VPR Tube)

The VPR tube is only for oral intubation.

- a) Tear off the small package of the endotracheal tube and take out the endotracheal tube.
b) Try filling the cuff (if any) and observe whether there is leakage.
c) Deflate the cuff (if any) fully to make the cuff is tightly flattened and close to the tube wall. Then insert the endotracheal tube from the oral cavity or nasal cavity (see the symbol of the tube) . (Note: If necessary an appropriate amount of water-based lubricant can be applied to the outer side of the endotracheal tube . And the lubricant can not block the lumen of tube, which can cause the decrease the volume of mechanical ventilation and, in severe cases, endanger the patient's life; during insertion, the user should avoid the cuff being broken by foreign bodies, the Endotracheal Tube with a broken cuff may result in tube dislocation and VAP.)Use a syringe to inflate the cuff through the check valve (if any) or the pressure indicator (if any).
d) Use a syringe to inflate the cuff through the check valve (if any) or the cuff pressure indicator (if any). When inflating the cuff which connected with a check valve (if any) with the minimum necessary filling volume. When inflating the cuff which is connected with a cuff pressure indicator (if any), keep the black line within the green safety zone.

Note: When using a syringe to inflate the cuff pressure indicator, put the syringe forward and rotate 90° to the right.

- e) Use chest X-ray to observe the exact inserted position of the tube.

-
- g) Suck the secretions through the suction connector and fully deflated the cuff prior to withdraw the tube.

Endotracheal tube (PAT Tube Standard, PAT Tube Preformed South Facing Oral, PAT Tube Preformed North Facing Nasal, PAT Tube Reinforced)

PAT Tube Standard, PAT Tube Reinforced can be used both in nasal intubation and oral intubation. PAT Tube Preformed South Facing Oral is only for oral intubation; PAT Tube Preformed North Facing Nasal is only for nasal intubation.

- a) Tear off the small package of the endotracheal tube and take out the endotracheal tube.
- b) Try filling the cuff and throat filled cuff (if any) and observe whether there is leakage.
- c) Deflate the cuff (if any) fully to make the cuff is tightly flattened and close to the tube wall. Then insert the endotracheal tube from the oral cavity or nasal cavity (see the symbol of the tube) . (Note: If necessary an appropriate amount of water-based lubricant can be applied to the outer side of the endotracheal tube . And the lubricant can not block the lumen of tube, which can cause the decrease the volume of mechanical ventilation and, in severe cases, endanger the patient's life; during insertion, the user should avoid the cuff being broken by foreign bodies, the Endotracheal Tube with a broken cuff may result in tube dislocation and VAP.)Use a syringe to inflate the cuff through the check valve (if any) or the pressure indicator (if any).
- h) Use a syringe to inflate the cuff pressure indicator (if any). And then use a syringe to inflate the throat filled cuff. When inflating the cuff which is connected with a cuff pressure indicator (if any), keep the black line within the green safety zone.

Note: When using a syringe to inflate the pressure indicator, you need to put the syringe forward and rotate 90° to the right.

- d) Use chest X-ray to observe the exact insert position.
- i) Suck the secretions above the throat filled cuff, fully deflated the throat filled cuff and then deflate the cuff.


Endotracheal tube (V Cuff)



- a) Remove the product from the container
- b) Connect the syringe to the deflation tube connector
- c) Extract the air by pulling the plunger until the cuff and pilot balloon is completely collapsed
- d) Lock the Robert clamp to maintain the vacuum and remove the syringe.

- e) Insert the laryngoscope
- f) Introduce endotracheal tube slightly lubricated through the oral cavity until the blue mark is placed on the vocal cords
- g) Remove the laryngoscope
- h) Open the Robert clamp for the spontaneous expansion of the cuff
- i) Connect to the breathing equipment
- j) If required, connect the suction tube to the suction pump
- k) Before extubation, repeat steps a to c to prepare the tube for removal. The extubation shall be performed with the cuff in a collapsed state
- l) Extubate the patient

The classification of MR Marking

The endotracheal tube is divided into three types according to the MR environment-MR safe, MR unsafe and MR conditional. And the table of MR information is as follows:

MR environment	The size of endotracheal tube	Note
MR Safe 	ETT-P10, ETT-PS10, ETT-MP10, ETT-MPS10, ETTHE-P10, ETT-YP10 ETT-P31, ETT-P32, ETT-PS32, ETT-MP32, ETT-MPS32, ETT-YP32, ETT-P51, ETT-P52, ETT-PS52, ETT-MP52, ETT-MPS52, ETT-YP52 ETT-P92, ETT-MP92, ETT-YP92 ETT-K10, ETT-K31, ETT-K32, ETT-YK32 ETT-K51, ETT-K52, ETT-YK52 ETT-K92, ETT-MK92, ETT-YK92 ETT-B10, ETT-B31, ETT-B32, ETT-YB32 ETT-B51, ETT-B52, ETT-YB52 ETT-B92, ETT-MB92, ETT-YB92 ETT-X32, ETT-YX32 ETT-X52, ETT-YX52 ETT-X92, ETT-MX92, ETT-YX92 60060~60090, 50060~50090, 20060~20075 ETTS-P52, ETTS-K52, ETTS-B52, ETTS-X52 ETTHE-K10, ETTHE-P32, ETTHE-K32 ETTHE-B10, ETTHE-B32, ETTHE-X32	The endotracheal tube is metal free.

<p>MR conditional</p> 	<p>ETT-P21、ETT-P22、ETT-PS22、ETT-MP22、ETT-MPS22、ETT-YP22 ETT-P41、ETT-P42、ETT-PS42、ETT-MP42、ETT-MPS42、ETT-YP42 ETT-P62、ETT-MP62、ETT-YP62 ETT-K21、ETT-K22、ETT-YK22 ETT-K41、ETT-K42、ETT-YK42 ETT-K62、ETT-MK62、ETT-YK62 ETT-B21、ETT-B22、ETT-YB22 ETT-B41、ETT-B42、ETT-YB42 ETT-B62、ETT-YB62、ETT-MB62 ETT-X22、ETT-YX22、 ETT-X42、ETT-YX42 ETT-X62、ETT-MX62、ETT-YX62 ETTHE-P22、ETTHE-K22、ETTHE-B22、ETTHE-X22 ETTS-P42、ETTS-K42、ETTS-B42、ETTS-X42</p>	<p>The endotracheal tube has metal in it. (There is a small spring in the pilot balloon)</p>
<p>MR Unsafe</p> 	<p>ETT-J10、ETT-JS10、ETT-MJ10、ETT-MJS10 ETT-J21、ETT-J22、ETT-JS22、ETT-MJ22、ETT-MJS22、ETT-YJ22 ETT-J31、ETT-J32、ETT-JS32、ETT-MJ32、ETT-MJS32、ETT-YJ32 ETT-J41、ETT-J42、ETT-JS42、ETT-MJ42、ETT-MJS42、ETT-YJ42 ETT-J51、ETT-J52、ETT-JS52、ETT-MJ52、ETT-MJS52、ETT-YJ52 ETT-J62、ETT-MJ62、ETT-YJ62 ETT-J92、ETT-MJ92、ETT-YJ92 30045~30055、40045~40050、10055~10090 ETTHE-J10、ETTHE-J22、ETTHE-J32 ETTS-J42、ETTS-J52 ETT-V12</p>	<p>The endotracheal tube has metal in it. (There is a large reinforced metal (spring) in the Endotracheal Tube Reinforced, which is used to improve the strength of the tube body.)</p>

SHELF LIFE

5 years

DURATION

Less than 7 days

STORAGE CONDITIONS




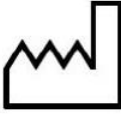














Store product inside containers or outer boxes in a clean, dry area.

Storage should be within a temperature range of 10–30° C.

Do not expose to direct sunlight or UV light.

Made in China

MEANING OF SYMBOLS ON PACKAGE

	Do not re-use		Manufacturer
	Use-by date		Date of manufacture
	Batch code		Authorized representative in the European Community
	Sterilized using ethylene oxide		Keep away from sunlight
	Do not use if package is damaged		Keep dry
	Consult instructions for use		Catalogue number
	Caution		Doesn't contain DEHP
	CE marking of conformity		Latex free
	This way up		Fragile, Handle with care




MR Safe



MR unsafe



MR Conditional



TIANJIN MEDIS MEDICAL DEVICE CO., LTD.

Add: No.15-A, Saida One Avenue, Xiqing Economic Development Area, 300385

Tianjin, P.R. China

Tel: +86-22-83963862

Fax: +86-22-83988486


www.medis-medical.com

Shanghai International Holding Corp. GmbH (Europe)

Add: Eiffestrasse 80, 20537 Hamburg ,Germany

Tel: +49-40-2513175

Fax:+49-40-255726



Release date: 4/6/2021

Revision date: 1/24/2025